

Happy Cows, Safe Workers



Bassett Healthcare Network
New York Center for Agricultural
Medicine and Health

NEC



Story Content and Design: Salvador Sáenz
Art: Salvador Sáenz
Color and Art Support: Uriel E. Sáenz
Funding provided by the NYS Department of Labor
Occupational Safety & Health training program

It's a big day for Jose,
today he starts his new job.




GOOD MORNING JOSE, MY NAME IS
MANUEL AND I AM GOING TO SHOW YOU
AROUND THE FARM.



THANKS MANUEL,
I WANT TO DO MY
BEST HERE.

AS FARMWORKERS,
THERE ARE SOME
PRECAUTIONS THAT WE
HAVE TO TAKE...



... TO STAY
SAFE AND
HEALTHY.






IF WE CONTINUE TO FOLLOW THESE
SIMPLE SAFETY GUIDELINES, WE CAN
KEEP IT THAT WAY.

THANKS TO THE CULTURE OF SAFETY WE
HAVE HERE ON THE FARM, WE ARE HEALTHY
AND FEEL SAFE AT WORK.



IN CASE OF
EMERGENCY CALL
EN CASO DE EMERGENCIA
LLAME AL **911** **SUNNY FARM**
MAIN ROAD 6263
PH. 101 334 3847





While driving





Wash well before eating, cooking, or contact with family/children

Wash with soap and water to kill germs

20 seconds



Wash boots after work and leave them at the door when you go home

Wash work clothing separately and wash your hands after touching dirty laundry

Shower immediately when arriving home





Before Driving



Prevent runovers





Safe practices



Dangerous practices




INFORMATION
IS AVAILABLE, ASK
FOR HELP IF YOU
NEED IT

All chemical storage containers
need labels!

The label tells you:

- What is it?
- How can it hurt you?
- What can you do to stay safe?



DANGER **PELIGRO**



Wear protective equipment

Don't mix chemicals



Follow label instructions



Clean up spills

In an emergency


Report to supervisor right away

Get chemicals
off quickly



Flush for
15
minutes





SYMPTOMS OF HEARING LOSS:

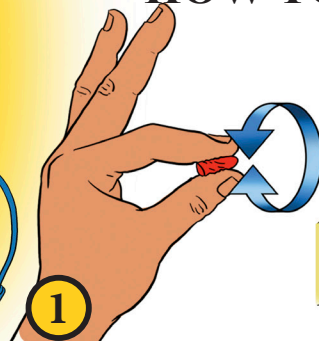
Ringing in the ears

Pain

Problems hearing others and/or yourself speaking



HOW TO USE EARPLUGS:



1 Squeeze and roll the earplug between your fingertips.

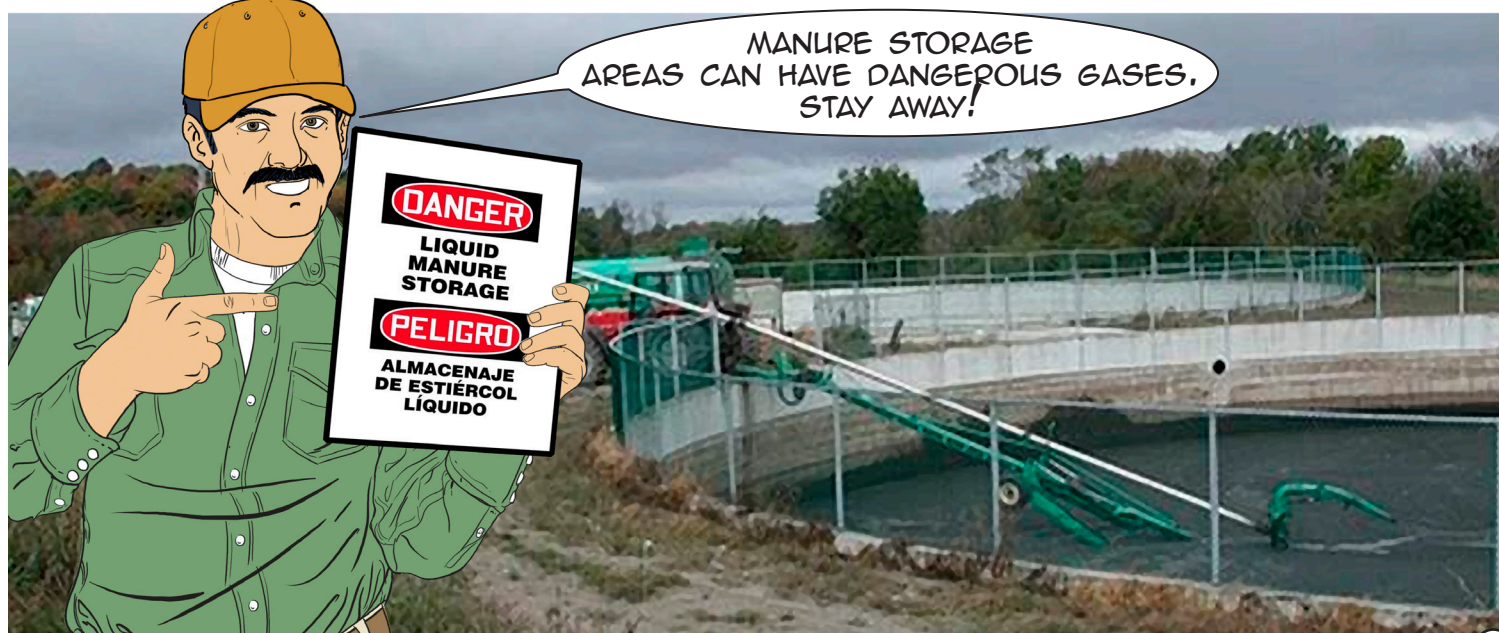



2 Pull the top of your ear up and insert the earplug.




3 Keep your finger on the earplug until it expands completely (30 secs.).







Take out the garbage frequently; don't allow it to overflow.





Cover and refrigerate food to keep pests away.

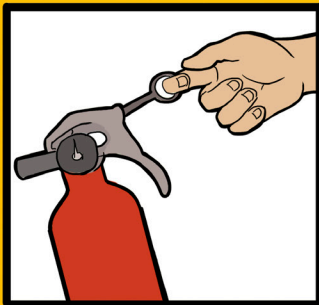


Tell your boss if something in the house is broken or not working

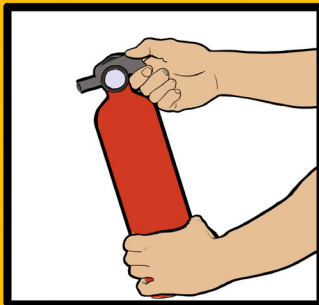




To use an extinguisher, follow these steps:




Pull the pin in the handle



Aim it at the base of the fire



Squeeze the handle/lever



Sweep it from side to side





¡PREPÁRESE!

Name of farm _____
 Nombre de la lechería _____
 Address _____
 Dirección _____
 Name of farm owner _____
 Dueño o responsable de la lechería _____
 Supervisor phone number _____
 Teléfono del supervisor _____

In case of emergency En caso de emergencia

1. Call 911
2. Administer first aid
3. Inform your supervisor

- Llame al 911
- Proporcione los primeros auxilios
- Informe a su supervisor